

## WRX MY98 BLOW-OFF VALVE ADAPTOR INSTRUCTIONS

### IMPORTANT NOTES ON FITTING YOUR BOV WRX MY98 ADAPTOR

Turbosmart recommends that your Blow Off Valve (BOV) and Adaptor kit is fitted by an appropriately qualified technician.

### ADAPTOR KIT CONTENTS

Please check that the following items have been provided in your WRX MY98 adaptor Kit.

Qty	Description	Use
1	MY98 Adaptor	Designed to fit your MY98 WRX
1	730mm 5mm Silicon hose assembly	Connects the vacuum/boost source to the Turbosmart BOV
1	34mm Blank	To blank off the plumb-back fitting
1	250mm cable tie	To secure the BOV from movement
1	5mm spring clamp	Secures 5mm end of the vacuum/boost hose onto the BOV
1	6mm spring clamp	Secures 6mm end of the vacuum/boost hose to the vacuum source

Note: This WRX MY98 Adaptor readily accepts the following Turbosmart BOVs:

Blow Off Valve Name	Part No.
Blow-off Valve - Vee Port	FG-BOV-002VP
Blow-off Valve - Supersonic	FG-BOV-003SS
Blow-off Valve - Megasonic	FG-BOV-003MS
Blow-off Valve - Plumb Back 34mm Outlet	FG-BOV-003PB34
Blow-off Valve - Dual Port 34mm Outlet	FG-BOV-003DP34


### FITTING YOUR BOV WRX MY98 ADAPTOR

**Note:** Please thoroughly read and understand both these instructions and the fitting instructions supplied with your BOV before commencing this installation.

**Step 1.** Locate the boost hose.




**Step 2.** Loosen the top hose clamp securing the boost hose to the intercooler.




**Step 3.** Loosen the bottom hose clamp securing the boost hose to the factory BOV.

**Step 4.** Remove the boost hose.


## WRX MY98 BLOW-OFF VALVE ADAPTOR INSTRUCTIONS



**Step 5.** Loosen the hose clamp securing the return hose to the factory BOV.




**Step 6.** Remove the Factory BOV.



**Step 7.** Fit the 34mm blank to the factory plumb back hose using the factory hose clamp. (If you are installing a Type III Dual Port or a Plumb Back, do not blank off the return hose, you will be attaching this hose to the plumb-back fitting on the BOV.)




**Step 8.** Connect the pre-assembled silicon hose assembly as shown in the diagram below:



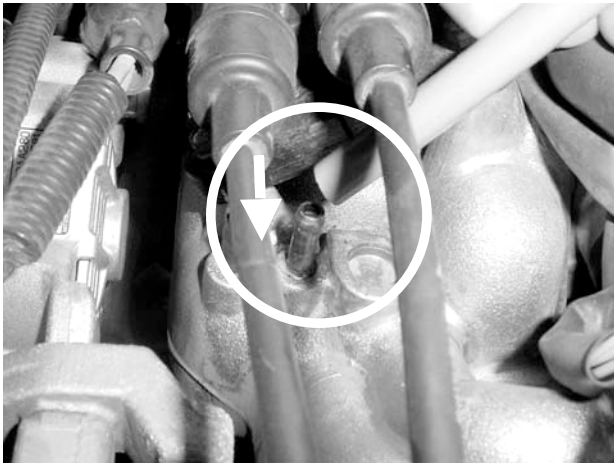
## WRX MY98 BLOW-OFF VALVE ADAPTOR INSTRUCTIONS

**Step 9.** Remove the factory vacuum/boost line from the vacuum source as shown in the diagram below:




## WRX MY98 BLOW-OFF VALVE ADAPTOR INSTRUCTIONS

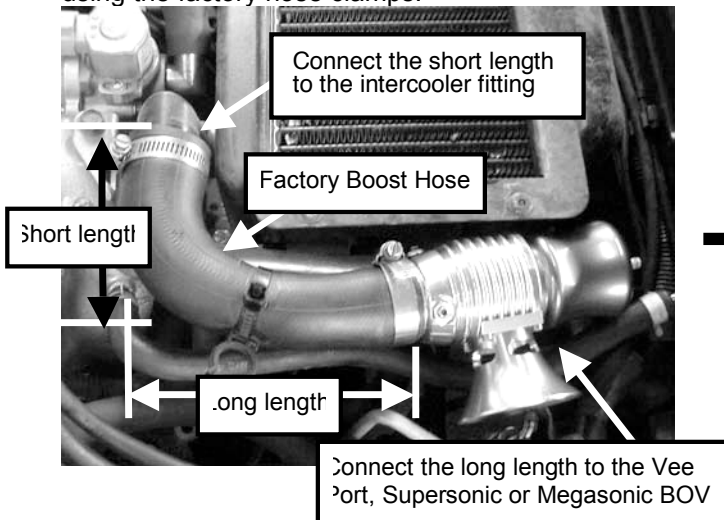
**Step 10.** Install one end of the Silicon hose assembly supplied onto the factory boost/vacuum fitting and secure with the 6mm spring clamp supplied.



**Step 11.** Install your Turbosmart BOV onto the MY98 Adaptor by following the instructions included with the BOV. **Go to Step 15 if you are installing a Plumb back or Dual Port BOV.**




**Step 12.** When installing either a Vee port, Supersonic or Megasonic BOV, connect the short length of the factory boost hose to the intercooler fitting and the long length to the MY98 adaptor. Secure the boost hose using the factory hose clamps.



**Step 13.** Connect the remaining end of the Silicon hose assembly onto the BOV and secure it with the 5mm spring clamp supplied.



**Step 14.** Secure the adjacent hose to the BOV using the 250mm long cable tie supplied. This will prevent the BOV from moving.




If you are installing either a Vee Port, Supersonic or Megasonic BOV, your installation is complete.

**Go to STEP 15 if you are installing a Plumb back or Dual Port BOV.**

## WRX MY98 BLOW-OFF VALVE ADAPTOR INSTRUCTIONS


**Step 15.** Route the Silicon hose assembly under the intercooler bracket and connect the end to the BOV. Secure the fitting with the 5mm spring clamp supplied.




**Step 16.** Connect the plumb back fitting to the factory return hose and secure using the factory hose clamp.




**Step 17.** Connect the long length of the factory boost hose to the intercooler fitting and the short length to the MY98 adaptor.



**Step 18.** Secure the boost hose to the BOV and the intercooler fitting using the factory hose clamps.



**Step 19.** Your installation is complete and should look the same as the picture below.



### TROUBLE SHOOTING

The following points should be checked if you find that your engine is dipping below normal idle, stalling or if the BOV is functioning poorly. Please note the following checks will cure 99% of problems experienced with fitting your BOV.

- Check that the O-ring on the base of the BOV is fitted correctly and is in good condition.
- Ensure that the BOV grub screws and lock-nuts are tightened on the adaptor.
- Ensure the MY98 Adaptor is fitted to the factory boost hose and secured with the factory hose clamp.
- Ensure the boost/vacuum hose assembly is properly connected and secured with spring clamps supplied.
- Check the 34mm blank is fitted on the plumb back hose and secured with the factory hose spring clamp if you are installing either a Vee Port, Supersonic or Megasonic BOV.
- Check the plumb back fitting is connected to the factory return hose and secured with the factory hose clamp if you are installing either a Dual Port or Plumbback BOV.
- Re-adjust the setting of your BOV. Please refer to your BOV fitting instructions for further information.



PART NUMBER  
FG-ADM-MY98

## WRX MY98 BLOW-OFF VALVE ADAPTOR INSTRUCTIONS

### TURBOSMART ONE YEAR LIMITED WARRANTY

Turbosmart is a company built on Customer Satisfaction and Service. That is why all of our products go through regimented test procedures before they are packaged and shipped. Turbosmart stands behind its products for one full year after purchase. Terms of Warranty, Service and Returns are as follows:

**Limited Warranty:** Turbosmart warrants its products to be free from defects in material and workmanship under normal use and if properly installed for a period of one year from date of purchase. If found to be defective, it will be replaced or repaired if returned prepaid along with proof of date of purchase. This shall constitute the sole remedy of the purchaser and the sole liability of Turbosmart to the extent permitted by law, the foregoing is exclusive and in lieu of all other warranties or representations whether expressed or implied, including any implied warranty of merchantability or fitness. In no event shall Turbosmart be liable for special or consequential damages. This warranty is only valid on products purchased from Turbosmart Authorized Dealers.

**Service:** After the warranty period has expired, repair service is charged based on a minimum and maximum charge rate. (Contact Customer Service for current rate).

**Returns:** When returning a Turbosmart product for repair, it must be accompanied by a completed Customer Warranty Form and RMA number. To access this form please go to our website [www.turbosmartonline.com](http://www.turbosmartonline.com) and you will find it on the Downloads page.

### THE TURBOSMART PLEDGE

DO NOT USE ANY TURBOSMART PRODUCT UNTIL YOU HAVE CAREFULLY READ AND UNDERSTOOD THE FOLLOWING AGREEMENT.

Please call if you have any questions or do not understand this agreement. Refer to our brochure, website or catalogue for terms and conditions and further information regarding your product. Turbosmart appreciates your business and pride ourselves on our customer service. We are always happy to offer you advice and will provide you with help in any way we can. The purpose of this agreement is to avoid any problems or hard feelings.

We sometimes make mistakes, as do our dealers, distributors and suppliers. Even customers can sometimes order the wrong parts. Do not use, modify, install, trial assemble, nick, drop, scratch or adjust any part until you first check for any damage. Damage must be reported immediately. NO EXCEPTIONS. If there are any components missing please contact your authorized reseller immediately upon receipt of your shipment. Missing components must be reported within five (5) business days of receipt. Parts returned for any reason MUST BE IN RESALABLE CONDITION. It is YOUR responsibility, "THE CUSTOMER" to carefully package any returns to avoid shipping damage. Insurance is highly recommended. Credit cannot be issued for damaged goods.

Turbosmart warrants the quality of the products it designs and manufactures to be free of defects in material and workmanship. This limited warranty is extended only to the original purchaser and may not be transferred or assigned. This limited warranty applies to any product, which after careful inspection by Turbosmart, after receipt of the product from our authorized reseller, is found to have a defect in either material or workmanship. Any modifications to the product will void any and all warranties and will not be exchanged. Before installation, check new car warranty. Turbosmart is not responsible for voiding any original manufactures warranty.

All warranty claims must be returned to the nearest Turbosmart Office, you must return the product and sales receipt, at your own expense, accompanied by the Customer Warranty Form stating the reason for the claim. Proof of purchase must be provided with any warranty claim and will be verified with the authorized reseller from which the product was purchased.

If all the above procedures are followed, and the product is found to be defective in either workmanship or material, Turbosmart shall either repair or replace the product, at its sole discretion, and sole cost. This limited warranty does not cover or apply to any personal injury, labor charges or any other incidental costs or damages caused by the defective product. The individual purchaser acknowledges and agrees that the disclaimer of any liability for personal injury is a material term for this agreement and the individual purchaser agrees to indemnify Turbosmart and to hold Turbosmart harmless for any claim related to the item of the equipment purchased. Under no circumstances will Turbosmart be liable for any damages or expenses by reason of use or sale of any such equipment.

THIS LIMITED WARRANTY IS THE ONLY EXPRESS WARRANTY, WHICH APPLIES TO TURBOSMART PRODUCT AS EXPRESSLY GIVEN IN LIEU OF ANY OTHER WARRANTY EXPRESSED OR IMPLIED, INCLUDING THAT OF MERCHANTABILITY. ANY IMPLIED WARRANTY INCLUDING THAT OF MERCHANTABILITY AND/OR FITNESS FOR A PARTICULAR PURPOSE IS HEREBY LIMITED BY THE SAME TERMS AND TIME LIMITATIONS SET FORTH IN THIS LIMITED EXPRESS WARRANTY AND OTHERWISE EXCLUDED. EXCEPT FOR THOSE OBLIGATIONS ASSUMED HEREIN, TURBOSMART ASSUMES NO OTHER OBLIGATIONS IN CONNECTION WITH THE SALE OF ITS PRODUCTS.

IN THE EVENT THAT THE INDIVIDUAL PURCHASER DOES NOT AGREE WITH THIS AGREEMENT THE BUYER MAY PROMPTLY RETURN THIS PRODUCT, IN A NEW AND UN-USED CONDITION, WITH A DATED PROOF OF PURCHASE, TO THE PLACE OF PURCHASE WITHIN SEVEN (7) DAYS FROM THE DATE OF PURCHASE FOR A FULL REFUND. THE INSTALLATION OF THIS PRODUCT INDICATES THAT THE INDIVIDUAL PURCHASER HAS READ AND UNDERSTOOD THIS AGREEMENT AND ACCEPTS ITS TERMS AND CONDITIONS.

**Happy motoring!**  
**The Turbosmart Team.**