

MR2 BLOW-OFF VALVE ADAPTOR INSTRUCTIONS

IMPORTANT NOTES ON FITTING YOUR MR2 BOV ADAPTOR

Turbosmart recommends that your Blow Off Valve (BOV) and Adaptor kit is fitted by an appropriately qualified technician.

ADAPTOR KIT CONTENTS

Please check that the following items have been provided in your MR2 Adaptor Kit.

Quantity	Description	Use
1	MR2 adaptor	Designed to fit your Toyota MR2
1	29mm blanking plug	To blank off the factory plumb back hose
1	40mm hose clamp	Secures the factory plumb back hose to the blanking plug or BOV plumb back fitting
1	5mm spring clamp	Secures the vacuum/boost hose to the Turbosmart BOV


Note: This MR2 Adaptor readily accepts the following Turbosmart BOVs:

Blow Off Valve Name	Part No.
Blow-off Valve - Vee Port	FG-BOV-002VP
Blow-off Valve - Supersonic	FG-BOV-003SS
Blow-off Valve - Megasonic	FG-BOV-003MS
Blow-off Valve - Plumb Back	FG-BOV-003PB29
Blow-off Valve - Dual Port	FG-BOV-003DP29


FITTING YOUR BOV MR2 ADAPTOR

Note: Please thoroughly read and understand both these instructions and the fitting instructions supplied with your BOV before commencing this installation.


Step 1. Locate the factory BOV.




Step 2. Disconnect the factory plumb back hose from the factory BOV.



Step 3. Disconnect the two vacuum/boost lines from the factory BOV.




Step 4. Using a 12mm socket or spanner, loosen the factory bolt securing the factory BOV to the pipe flange.

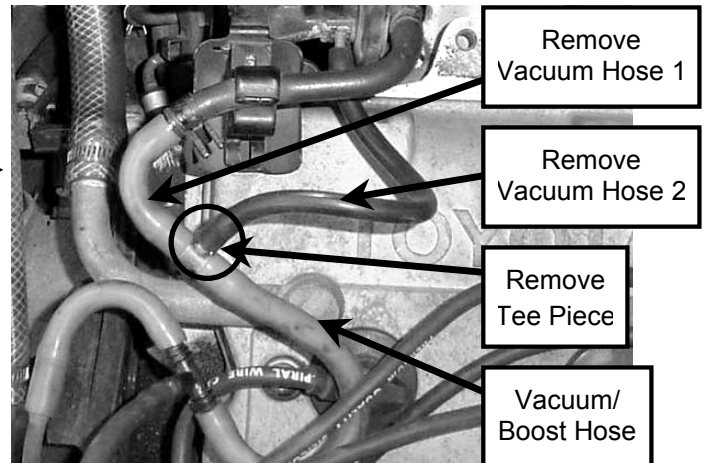


MR2 BLOW-OFF VALVE ADAPTOR INSTRUCTIONS


Step 5. Remove the factory BOV.




Step 6. Remove the two vacuum hoses and tee piece connected to the vacuum/boost line.




Step 7. Remove the O-ring on the flange of the factory BOV and install it to the flange of the MR2 adaptor.
If you are installing either a Dual Port or Plumb Back BOV, go to Step 12.



Step 8. Using the blanking plug supplied, blank off the factory plumb back hose. Secure the blank with the 40mm hose clamp supplied using a 7mm socket.



Step 9. Install your Turbosmart BOV onto the MR2 Adaptor by following the instructions included with the BOV.




Step 10. Install the BOV and MR2 adaptor assembly, secure the adaptor with the factory bolt using a 12mm socket or wrench.




MR2 BLOW-OFF VALVE ADAPTOR INSTRUCTIONS

Step 11. Connect the factory vacuum/boost hose to the Turbosmart BOV fitting. Secure the fitting with the 5mm spring clamp supplied. Your installation is complete.




Plumb-back installation (continued from Step 7)


Step 12. Install your Turbosmart BOV onto the MR2 Adaptor by following the instructions included with the BOV.




Step 13. Install the BOV and MR2 adaptor assembly, secure the adaptor with the factory bolt using a 12mm socket or wrench.



Step 14. Connect the factory plumb back hose to the BOV plumb back fitting and secure the plumb back hose with the 40mm hose clamp supplied.



Step 15. Connect the factory vacuum/boost hose to the Turbosmart BOV fitting. Secure the fitting with the 5mm spring clamp supplied. Your installation is complete.



TROUBLE SHOOTING

The following points should be checked if you find that your engine is dipping below normal idle, stalling or if the BOV is functioning poorly. Please note the following checks will cure 99% of problems experienced with fitting your BOV.

- Check that the O-ring on the base of the BOV is fitted correctly and is in good condition.
- Ensure that the grub screws and lock-nuts are tightened on the BOV adaptor.
- Ensure the factory O-ring is installed on the MR2 adaptor.
- Ensure the factory plumb back hose is secured to the BOV plumb back fitting or blanked off with the blanking plug supplied.
- Ensure the 40mm hose clamp is tightened over the plumb back hose.
- Ensure the spring clamp is secured on the silicon hose and BOV.
- Re-adjust the setting of your BOV. Please refer to your BOV fitting instructions for further information.



PART NUMBER
FG-ADM-MR2

MR2 BLOW-OFF VALVE ADAPTOR INSTRUCTIONS

TURBOSMART ONE YEAR LIMITED WARRANTY

Turbosmart is a company built on Customer Satisfaction and Service. That is why all of our products go through regimented test procedures before they are packaged and shipped. Turbosmart stands behind its products for one full year after purchase. Terms of Warranty, Service and Returns are as follows:

Limited Warranty: Turbosmart warrants its products to be free from defects in material and workmanship under normal use and if properly installed for a period of one year from date of purchase. If found to be defective, it will be replaced or repaired if returned prepaid along with proof of date of purchase. This shall constitute the sole remedy of the purchaser and the sole liability of Turbosmart to the extent permitted by law, the foregoing is exclusive and in lieu of all other warranties or representations whether expressed or implied, including any implied warranty of merchantability or fitness. In no event shall Turbosmart be liable for special or consequential damages. This warranty is only valid on products purchased from Turbosmart Authorized Dealers.

Service: After the warranty period has expired, repair service is charged based on a minimum and maximum charge rate. (Contact Customer Service for current rate).

Returns: When returning a Turbosmart product for repair, it must be accompanied by a completed Customer Warranty Form and RMA number. To access this form please go to our website www.turbosmartonline.com and you will find it on the Downloads page.

THE TURBOSMART PLEDGE

DO NOT USE ANY TURBOSMART PRODUCT UNTIL YOU HAVE CAREFULLY READ AND UNDERSTOOD THE FOLLOWING AGREEMENT.

Please call if you have any questions or do not understand this agreement. Refer to our brochure, website or catalogue for terms and conditions and further information regarding your product. Turbosmart appreciates your business and pride ourselves on our customer service. We are always happy to offer you advice and will provide you with help in any way we can. The purpose of this agreement is to avoid any problems or hard feelings.

We sometimes make mistakes, as do our dealers, distributors and suppliers. Even customers can sometimes order the wrong parts. Do not use, modify, install, trial assemble, nick, drop, scratch or adjust any part until you first check for any damage. Damage must be reported immediately. NO EXCEPTIONS. If there are any components missing please contact your authorized reseller immediately upon receipt of your shipment. Missing components must be reported within five (5) business days of receipt. Parts returned for any reason MUST BE IN RESALABLE CONDITION. It is YOUR responsibility, "THE CUSTOMER" to carefully package any returns to avoid shipping damage. Insurance is highly recommended. Credit cannot be issued for damaged goods.

Turbosmart warrants the quality of the products it designs and manufactures to be free of defects in material and workmanship. This limited warranty is extended only to the original purchaser and may not be transferred or assigned. This limited warranty applies to any product, which after careful inspection by Turbosmart, after receipt of the product from our authorized reseller, is found to have a defect in either material or workmanship. Any modifications to the product will void any and all warranties and will not be exchanged. Before installation, check new car warranty. Turbosmart is not responsible for voiding any original manufactures warranty.

All warranty claims must be returned to the nearest Turbosmart Office, you must return the product and sales receipt, at your own expense, accompanied by the Customer Warranty Form stating the reason for the claim. Proof of purchase must be provided with any warranty claim and will be verified with the authorized reseller from which the product was purchased.

If all the above procedures are followed, and the product is found to be defective in either workmanship or material, Turbosmart shall either repair or replace the product, at its sole discretion, and sole cost. This limited warranty does not cover or apply to any personal injury, labor charges or any other incidental costs or damages caused by the defective product. The individual purchaser acknowledges and agrees that the disclaimer of any liability for personal injury is a material term for this agreement and the individual purchaser agrees to indemnify Turbosmart and to hold Turbosmart harmless for any claim related to the item of the equipment purchased. Under no circumstances will Turbosmart be liable for any damages or expenses by reason of use or sale of any such equipment.

THIS LIMITED WARRANTY IS THE ONLY EXPRESS WARRANTY, WHICH APPLIES TO TURBOSMART PRODUCT AS EXPRESSLY GIVEN IN LIEU OF ANY OTHER WARRANTY EXPRESSED OR IMPLIED, INCLUDING THAT OF MERCHANTABILITY. ANY IMPLIED WARRANTY INCLUDING THAT OF MERCHANTABILITY AND/OR FITNESS FOR A PARTICULAR PURPOSE IS HEREBY LIMITED BY THE SAME TERMS AND TIME LIMITATIONS SET FORTH IN THIS LIMITED EXPRESS WARRANTY AND OTHERWISE EXCLUDED. EXCEPT FOR THOSE OBLIGATIONS ASSUMED HEREIN, TURBOSMART ASSUMES NO OTHER OBLIGATIONS IN CONNECTION WITH THE SALE OF ITS PRODUCTS.

IN THE EVENT THAT THE INDIVIDUAL PURCHASER DOES NOT AGREE WITH THIS AGREEMENT THE BUYER MAY PROMPTLY RETURN THIS PRODUCT, IN A NEW AND UN-USED CONDITION, WITH A DATED PROOF OF PURCHASE, TO THE PLACE OF PURCHASE WITHIN SEVEN (7) DAYS FROM THE DATE OF PURCHASE FOR A FULL REFUND. THE INSTALLATION OF THIS PRODUCT INDICATES THAT THE INDIVIDUAL PURCHASER HAS READ AND UNDERSTOOD THIS AGREEMENT AND ACCEPTS ITS TERMS AND CONDITIONS.

**Happy motoring!
The Turbosmart Team.**